

DISPLACER CHAMBER 204DC

A displacer chamber is mounted on the side of the vessel, and the transmitter at its top flange.
Displacer chambers are offered in four vessel mounting arrangements (see illustration right: "Side-Side").
All mounting arrangements are also available with **heating jacket**.

The valves, etc. are to procure on site.

For use as a part of an overfill protection, the same length "L" of displacer and "h" of chamber is required.

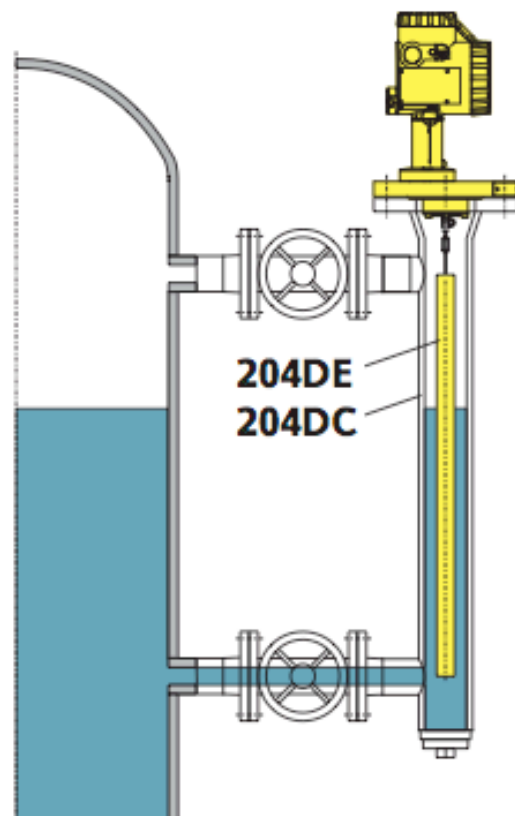
**Materials,
Pressure Ratings,
Flange Sizes,
Contact Faces,
Pipe Sizes,**

Drain Types: Flange, Screw, Pipe piece for welding
Heating Jacket

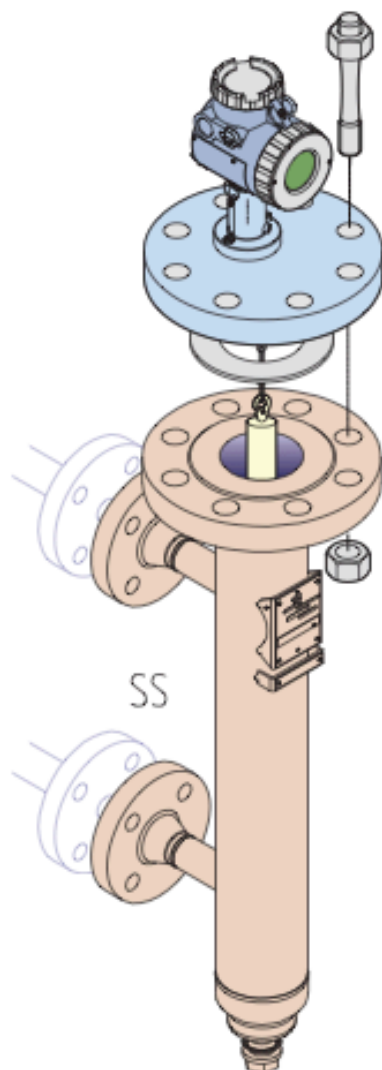
see Model Codes on following pages.

Overview: Types of Transmitters

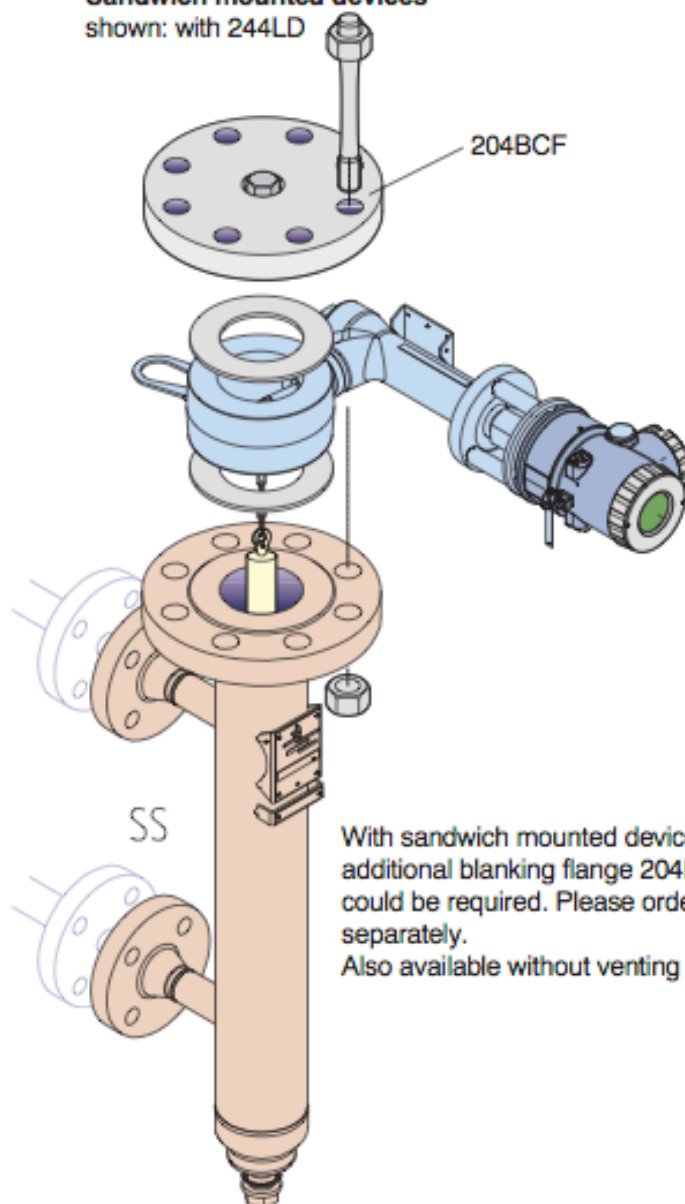
We offer both Level transmitters for flange mounting and for sandwich assembly, depending on the measurement task.



Flange mounted devices
shown: with 244LVP



Sandwich mounted devices
shown: with 244LD



With sandwich mounted devices an additional blanking flange 204BCF could be required. Please order separately.
Also available without venting plug.